


The Complete Guide To Lesson Planning And Preparation

As a teacher, lesson planning is one of the most important aspects of your job. It's how you ensure that your students are learning and making progress.



The Complete Guide to Lesson Planning and Preparation by Anthony Haynes

★★★★☆ 4.5 out of 5

Language : English

File size : 1631 KB

Text-to-Speech : Enabled

Screen Reader : Supported

Print length : 188 pages



A well-planned lesson will be engaging, effective, and aligned with your learning objectives. It will also help you to manage your time and resources effectively.

In this guide, we'll cover everything you need to know about lesson planning and preparation, including:

- The importance of lesson planning
- The steps of lesson planning
- Tips for effective lesson planning

- Common mistakes to avoid
- Resources for lesson planning

The Importance Of Lesson Planning

There are many benefits to lesson planning, including:

- **It ensures that your lessons are aligned with your learning objectives.** When you plan your lessons in advance, you can make sure that they are meeting the specific needs of your students.
- **It helps you to manage your time and resources effectively.** By planning your lessons ahead of time, you can make sure that you have all of the materials you need and that you are using your time wisely.
- **It makes you a more effective teacher.** When you are well-prepared, you are more likely to be engaging and effective in your teaching.
- **It helps you to stay organized.** Lesson planning can help you to keep track of your students' progress and to identify areas where you need to adjust your instruction.

The Steps Of Lesson Planning

There are five basic steps to lesson planning:

1. **Identify your learning objectives.** What do you want your students to learn from this lesson?
2. **Gather your materials.** What resources will you need to teach this lesson?

3. **Plan your activities.** What activities will you use to engage your students and help them learn?
4. **Sequence your activities.** In what order will you present your activities?
5. **Evaluate your lesson.** How will you assess your students' learning?

Tips For Effective Lesson Planning

Here are some tips for effective lesson planning:

- **Start with the end in mind.** What do you want your students to be able to do at the end of the lesson?
- **Keep it simple.** Your lesson plan should be clear and concise.
- **Be flexible.** Things don't always go according to plan, so be prepared to adjust your lesson as needed.
- **Use a variety of activities.** Keep your students engaged by using a variety of activities in your lessons.
- **Differentiate your instruction.** Meet the needs of all of your students by differentiating your instruction.
- **Provide opportunities for practice.** Students learn by doing, so provide plenty of opportunities for practice in your lessons.
- **Assess your students' learning.** It's important to assess your students' learning to make sure that they are understanding the material.

Common Mistakes To Avoid

Here are some common mistakes to avoid when lesson planning:

- **Not planning ahead.** Don't wait until the last minute to plan your lessons.
- **Overplanning.** Your lesson plan should be detailed enough to guide your teaching, but it shouldn't be so detailed that it's overwhelming.
- **Using too many activities.** It's important to use a variety of activities in your lessons, but don't overload your students with too much information.
- **Not differentiating your instruction.** Meet the needs of all of your students by differentiating your instruction.
- **Not assessing your students' learning.** It's important to assess your students' learning to make sure that they are understanding the material.

Resources For Lesson Planning


There are many resources available to help you with lesson planning, including:

- **Lesson planning templates.** There are many free lesson planning templates available online. These templates can help you to organize your thoughts and to create a well-structured lesson plan.
- **Lesson planning books.** There are many books available on lesson planning. These books can provide you with tips and advice on how to plan effective lessons.

- **Online lesson planning tools.** There are many online lesson planning tools available. These tools can help you to create, store, and share your lesson plans.
- **Professional development courses.** Many schools and districts offer professional development courses on lesson planning. These courses can help you to improve your lesson planning skills.

Lesson planning is an essential part of teaching. By following the steps and tips outlined in this guide, you can create effective lesson plans that will engage your students and help them to learn.

With a little planning and preparation, you can make sure that your lessons are always a success.



The Complete Guide to Lesson Planning and Preparation by Anthony Haynes

★★★★☆ 4.5 out of 5

Language : English

File size : 1631 KB

Text-to-Speech: Enabled

Screen Reader: Supported


Print length : 188 pages





Unveiling the Hidden Gem: Moon, Virginia - A Washington DC Travel Guide

Nestled within the picturesque Loudoun Valley, just a stone's throw from the bustling metropolis of Washington DC, lies a charming town called Moon, Virginia....



The Ultimate Survivalist's Medical Guide: A Comprehensive Review of The Survivalist Medical Desk Reference

In the realm of survivalism, medical knowledge stands as a paramount skill. The ability to diagnose and treat injuries and illnesses in remote or...