


# One Best Hike Yosemite Half Dome: A Comprehensive Guide to the Cables Route

Yosemite National Park is home to some of the most iconic and breathtaking scenery in the world, and Half Dome is undoubtedly one of its most famous landmarks. This massive granite dome rises 4,892 feet above the valley floor and offers hikers a challenging but rewarding experience.

There are two main routes to the summit of Half Dome: the Snake Dike and the Cables Route. The Snake Dike is a technical rock climbing route that requires special skills and equipment, while the Cables Route is a more accessible option for hikers of all levels.

In this guide, we will focus on the Cables Route and provide you with everything you need to know to plan your hike, including permit information, safety precautions, and stunning photography.



## One Best Hike: Yosemite's Half Dome by Rick Deutsch

★★★★☆ 4.7 out of 5

Language : English  
File size : 33883 KB  
Text-to-Speech : Enabled  
Screen Reader : Supported  
Enhanced typesetting : Enabled  
Word Wise : Enabled  
Print length : 211 pages



To hike the Cables Route, you will need to obtain a permit from the National Park Service. Permits are available through a lottery system, and the application period typically opens in March.

There are two types of permits available: day permits and overnight permits. Day permits allow you to hike the Cables Route in one day, while overnight permits allow you to camp at the Little Yosemite Valley Campground before or after your hike.

The lottery system is highly competitive, so it is important to apply early. If you are not selected in the lottery, you can try to obtain a walk-up permit at the park entrance station. However, walk-up permits are extremely limited and are usually only available on weekdays outside of peak season.

The Cables Route is a challenging hike, and it is important to be prepared before you set out. Here are some safety precautions to keep in mind:


- **Start early.** The hike to the summit of Half Dome is strenuous, and it is important to start early to avoid the heat and crowds.
- **Bring plenty of water.** You will need to drink plenty of water to stay hydrated, especially during the summer months.
- **Wear sturdy hiking boots.** The Cables Route is rocky and uneven, so it is important to wear sturdy hiking boots to protect your feet and ankles.
- **Be aware of the weather.** The weather in Yosemite can change quickly, so it is important to be aware of the forecast before you start your hike.

- **Stay on the trail.** The Cables Route is well-marked, and it is important to stay on the trail to avoid getting lost.
- **Be respectful of other hikers.** The Cables Route is a popular hike, so it is important to be respectful of other hikers and share the trail.

The Cables Route offers some of the most stunning views in Yosemite National Park, so it is important to bring your camera to capture the experience. Here are a few photography tips to help you take great photos:

- **Use a wide-angle lens.** A wide-angle lens will allow you to capture the vastness of the landscape.
- **Shoot during the golden hours.** The golden hours are the first hour after sunrise and the last hour before sunset, when the light is warm and flattering.
- **Look for interesting compositions.** There are many different compositions to consider when photographing Half Dome, so take your time to explore and find a composition that you like.
- **Use a tripod.** A tripod will help you stabilize your camera and get sharper photos.
- **Be patient.** The best photos often require patience, so take your time and wait for the perfect shot.

The Half Dome hike is a challenging but rewarding experience that should be on every hiker's bucket list. With proper planning and preparation, you can safely enjoy this iconic hike and capture stunning photos of the Yosemite Valley.



## One Best Hike: Yosemite's Half Dome by Rick Deusch

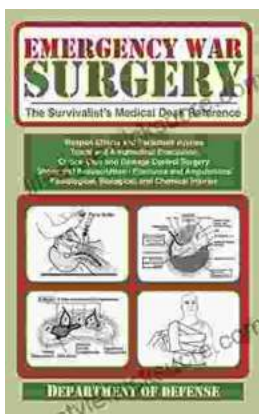
★★★★☆ 4.7 out of 5

Language : English  
File size : 33883 KB  
Text-to-Speech : Enabled  
Screen Reader : Supported  
Enhanced typesetting : Enabled  
Word Wise : Enabled  
Print length : 211 pages



## Unveiling the Hidden Gem: Moon, Virginia - A Washington DC Travel Guide

Nestled within the picturesque Loudoun Valley, just a stone's throw from the bustling metropolis of Washington DC, lies a charming town called Moon, Virginia....



## The Ultimate Survivalist's Medical Guide: A Comprehensive Review of The Survivalist Medical Desk Reference

In the realm of survivalism, medical knowledge stands as a paramount skill. The ability to diagnose and treat injuries and illnesses in remote or...