


How to Design and Build Cousin Camps Heritage: A Comprehensive Guide for Multigenerational Family Gatherings



Cousin Camps Heritage is a unique and special way to bring together extended family members for multigenerational gatherings. These camps provide a place for cousins to bond, learn about their family history, and create lasting memories. If you are interested in designing and building a Cousin Camp Heritage for your family, here is a comprehensive guide to help you get started.

A Family Tradition Blueprint: How to Design and Build a Cousin Camps Heritage by Shanna Cunning



★★★★★ 5 out of 5

Language : English
File size : 5775 KB
Text-to-Speech : Enabled
Screen Reader : Supported
Enhanced typesetting : Enabled
Word Wise : Enabled
Print length : 37 pages
Lending : Enabled



1. Define Your Goals and Objectives

The first step in designing a Cousin Camp Heritage is to define your goals and objectives. What do you want to achieve with this camp? Do you want to provide a place for cousins to connect and bond? Do you want to teach them about their family history? Or do you simply want to create a place where they can have fun and make memories? Once you have a clear understanding of your goals, you can begin to develop a plan for your camp.

2. Choose a Location

The next step is to choose a location for your Cousin Camp Heritage. The location should be accessible to all family members, and it should be a place where they can relax and enjoy the outdoors. Consider factors such as the size of the property, the availability of water and electricity, and the proximity to other attractions.

3. Design the Camp

Once you have chosen a location, you can begin to design the camp. The design should be based on your goals and objectives, and it should include a variety of activities and amenities that will appeal to all ages. Consider including features such as a lodge, cabins, a swimming pool, a playground, and a campfire area.

4. Build the Camp

Once you have designed the camp, you can begin to build it. This is a major undertaking, so it is important to have a clear plan and a budget in place. You may want to hire a contractor to help with the construction, or you may choose to do it yourself.

5. Host Your First Camp

Once the camp is built, it is time to host your first gathering. Invite all of your family members to come and enjoy the camp. Plan activities and events that will appeal to all ages, and make sure to provide plenty of opportunities for cousins to connect and bond.

6. Maintain the Camp

Once you have hosted your first camp, it is important to maintain the camp on a regular basis. This includes cleaning the camp, repairing any damage, and making sure that the facilities are in good working order. You may also want to consider adding new features and amenities to the camp over time.


Cousin Camps Heritage are a wonderful way to bring together extended family members for multigenerational gatherings. By following the steps outlined in this guide, you can design and build a camp that will meet your family's needs and provide a place for cousins to connect and bond for years to come.

Additional Tips

Here are a few additional tips to help you design and build a successful Cousin Camp Heritage:

- Involve family members in the planning and design process.
- Consider the needs of all ages when designing the camp.
- Create a budget and stick to it.
- Hire a contractor if you are not comfortable building the camp yourself.
- Host a pre-camp meeting to get everyone excited about the camp.
- Provide plenty of opportunities for cousins to connect and bond.
- Maintain the camp on a regular basis.

By following these tips, you can create a Cousin Camp Heritage that will be enjoyed by your family for generations to come.



A Family Tradition Blueprint: How to Design and Build a Cousin Camps Heritage by Shanna Cunning

★★★★★ 5 out of 5


Language : English
File size : 5775 KB
Text-to-Speech : Enabled
Screen Reader : Supported
Enhanced typesetting : Enabled
Word Wise : Enabled
Print length : 37 pages
Lending : Enabled





Unveiling the Hidden Gem: Moon, Virginia - A Washington DC Travel Guide

Nestled within the picturesque Loudoun Valley, just a stone's throw from the bustling metropolis of Washington DC, lies a charming town called Moon, Virginia....



The Ultimate Survivalist's Medical Guide: A Comprehensive Review of The Survivalist Medical Desk Reference

In the realm of survivalism, medical knowledge stands as a paramount skill. The ability to diagnose and treat injuries and illnesses in remote or...